




Crois Dhearg na hÉireann
Irish Red Cross

VOICES OF WELCOME:

Hosting as an accommodation
solution amid mass migration flow








AN IRISH RED CROSS SURVEY OF HOSTS
WELCOMING THOSE DISPLACED FROM UKRAINE


FEBRUARY 2025



An Roinn Leanaí, Comhionannais,
Míchumais, Lánpháirtíochta agus Óige
Department of Children, Equality,
Disability, Integration and Youth

Contents

-  **Sampling**
-  **Host profile**
-  **Motivations**
-  **Experiences**
-  **Challenges**
-  **Host perceptions**
-  **The future**



Sampling: Who answered our survey?

SAMPLING AND METHODOLOGY NOTE

Total Population of Hosts:

- Ireland has 18,991 hosts of people displaced from Ukraine (January 2025, Department of Social Protection).
- For representativeness, the survey referenced CSO stats from October 2024, showing over 13,000 hosts in Ireland, as the CSO provides gender and age numbers for comparison.

Survey Details:

- The survey received 1,614 responses, which is 12% of the host population.

Potential biases:

- Self-selection bias
- Online/tech skill bias
- Language level bias

Margin of error:

- Trends showing differences under 4% are not reported.

Survey trend reporting:

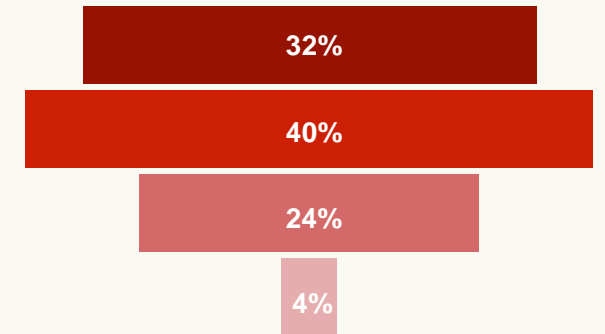
- Only trends with 100+ responses are included.

Age and Gender Trends:

- Survey responses reflect similar trends to the overall population (as per CSO data from October 2024), though there are slight differences in age categories.
- While the overall population has a higher percentage of male hosts, the survey had a higher percentage of female hosts responding, but the difference is small.

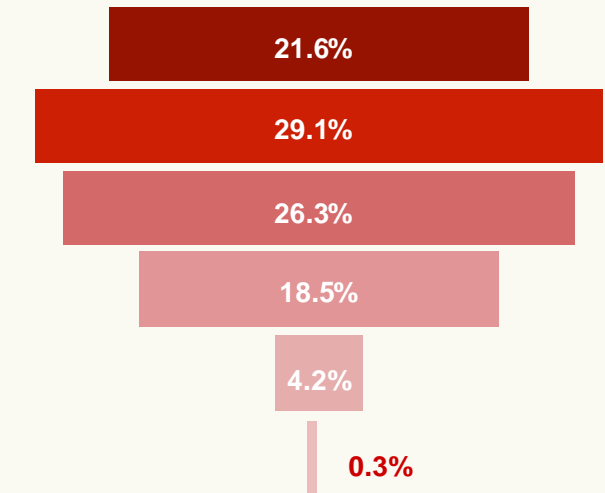
CSO Oct 2024

- 60 and over
- 45-59
- 30-44
- Under 30



Host Survey 2024

- 65 and over
- 55-64
- 45-54
- 35-44
- 25-34
- 18-24



Host Profile

“ It’s been rewarding to provide a safe and welcoming space during a challenging time in their lives, and in return, it has fostered a sense of community. ”
- Anonymous host



Host profile: Who answered our survey?

≡ The majority of hosts responding:

- have 1-3 Ukrainian guests
- have been hosting for longer than a year
- are sharing a room in a family home

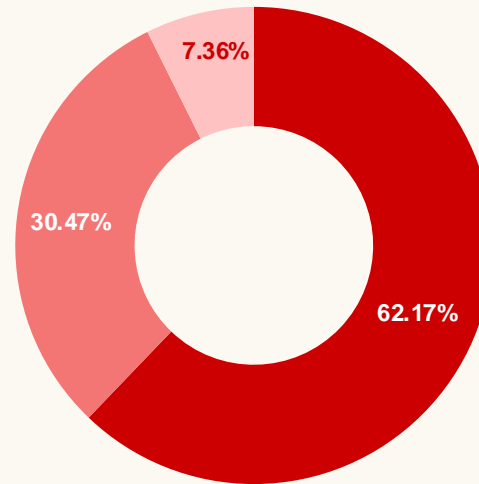
≡ Hosts responses came mostly from ages between 40 and 60s, while much lower response rates for those under 35




≡ The four main categories responding to the survey included 3 different types of employed persons, and those who are retired.


≡ Dublin was best represented as an individual county (one quarter of responses) but rest of country well represented as a whole (three quarters)

4567 current Ukrainian guests across Ireland are represented by this survey – through their hosts' responses

Living arrangement



-  Room in shared family home
-  Entirely separate/self-contained property
-  Room(s) in separate part of property (e.g. granny flat)



74%



First time hosts



40%

Have children in the house

24%



Of hosts responding are located in Dublin

Host profile: Who answered our survey?

Dublin – 391

Cork – 124

Galway – 90

Kildare – 72

Meath – 72

Wexford – 69

Donegal – 68

Kerry – 66

Wicklow – 62

Waterford – 58

Louth – 55

Limerick – 47

Mayo – 47

Clare – 46

Tipperary – 44

Westmeath – 35

Cavan – 34

Kilkenny – 33

Leitrim – 33

Sligo – 31

Carlow – 28


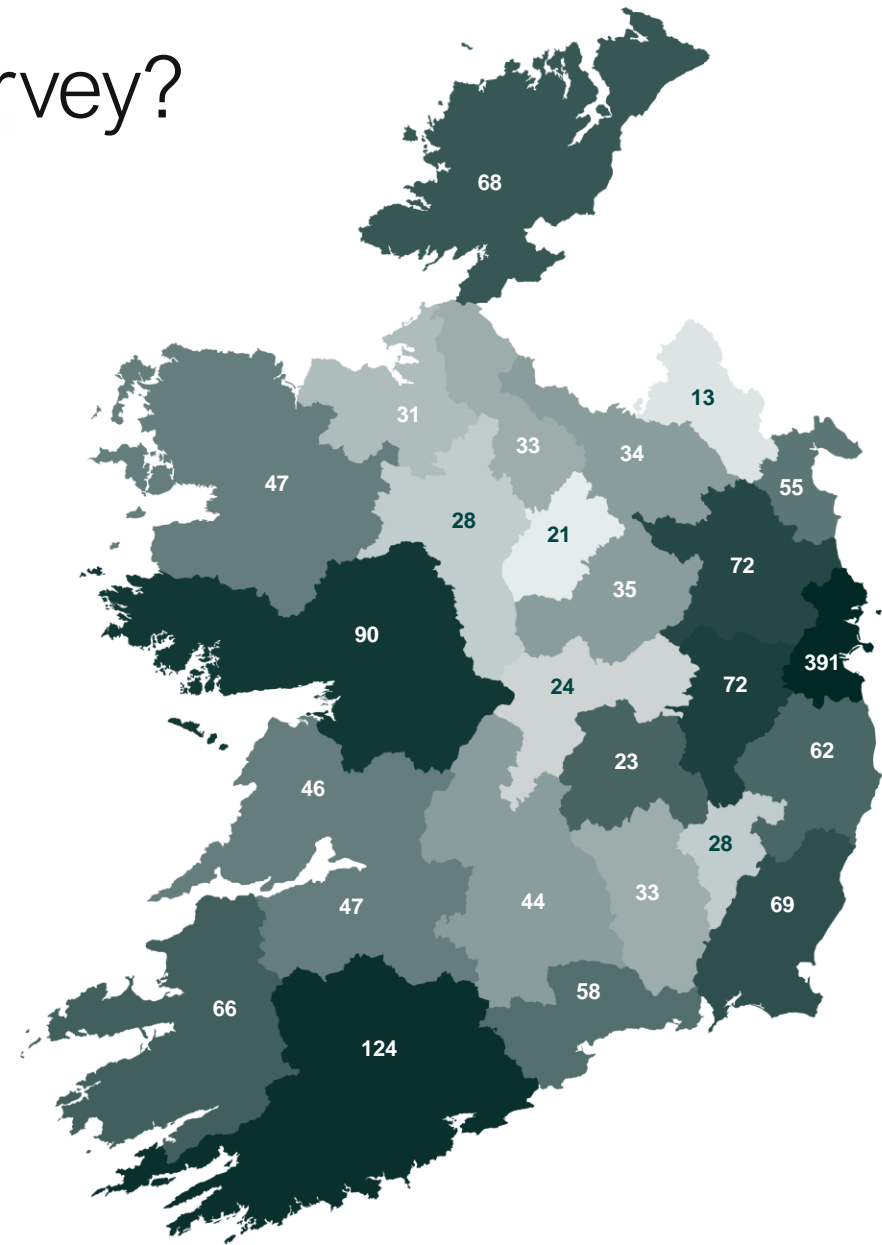
Roscommon – 28

Offaly – 24

Laois – 23

Longford – 21

Monaghan – 13



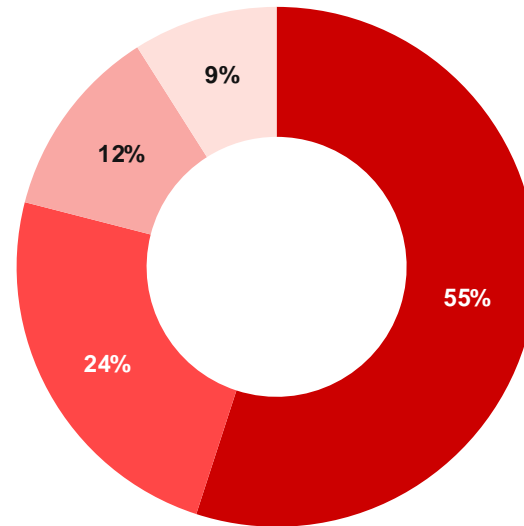
Host profile: Transport and Amenities

We asked hosts in the survey what kind of transport access and amenity access they have.

We can see that while urban hosts have a slight majority (58%), 42% of respondents are hosts in different kinds of rural situations.

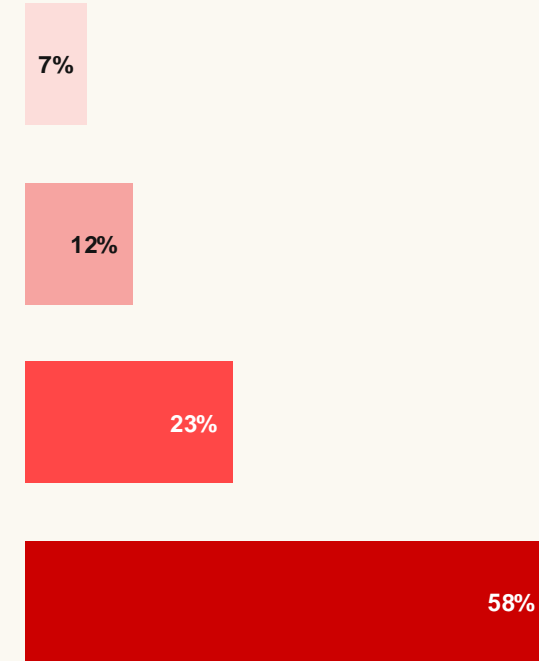
Almost **1 in 10** host in rural areas with very limited or no transport

Hosts that have access to transport



- Have lots of transport
- Have buses
- Have train and bus
- Have limited/no transport

Hosts that have access to amenities

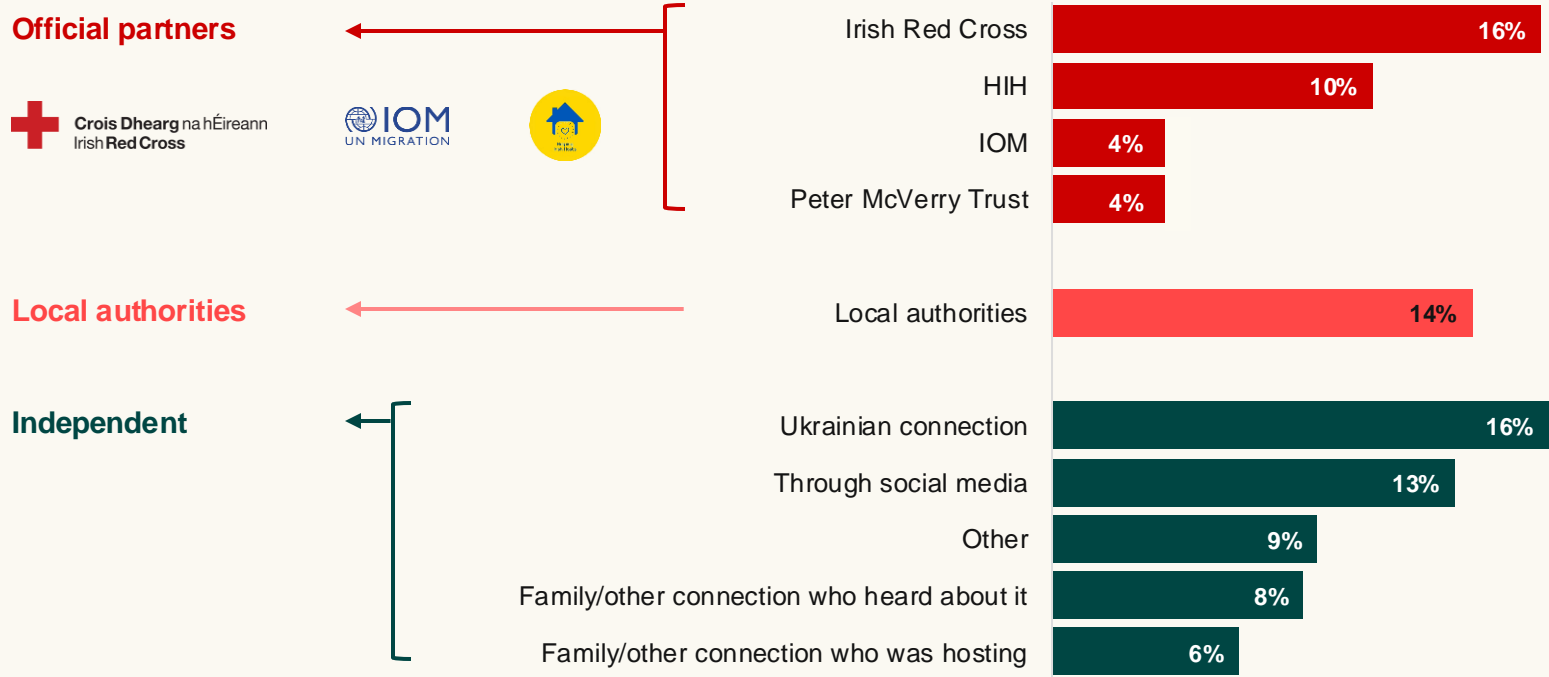


- With easy access to amenities
- With walking access to amenities
- With transport to amenities
- With no access to amenities

Host profile: How were they matched?

Key finding: 52% of hosts were matched independently, highlighting a large group of vulnerable hosts and guests with limited support. This also shows the power of social connections in influencing people to host.

Pathways to being matched with a guest



In Ireland, displaced Ukrainians can access accommodation through 3 pathways:

Official Partners

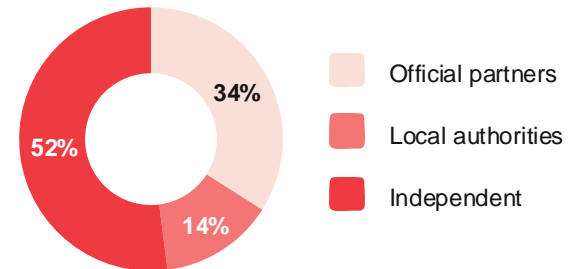
Led by the Irish Red Cross with partners like IOM and Helping Irish Hosts, this program offers housing and support services.

Local Authorities

“Offer a Home” Program: Matches displaced individuals with vacant properties through local councils.

Independent Matches:

Made via social media or personal connections.



Host profile: Living arrangement

License agreements ensure transparency and fairness in host-guest living arrangements. They are signed between hosts and guests to agree the conditions of the hosting arrangement.

The different types of matching are: **Local Authorities:** Mostly vacant properties with license agreements.
Official Partners: Shared accommodations with license agreements and Garda vetting.
Independent: Mostly shared accommodations, often without license agreements.

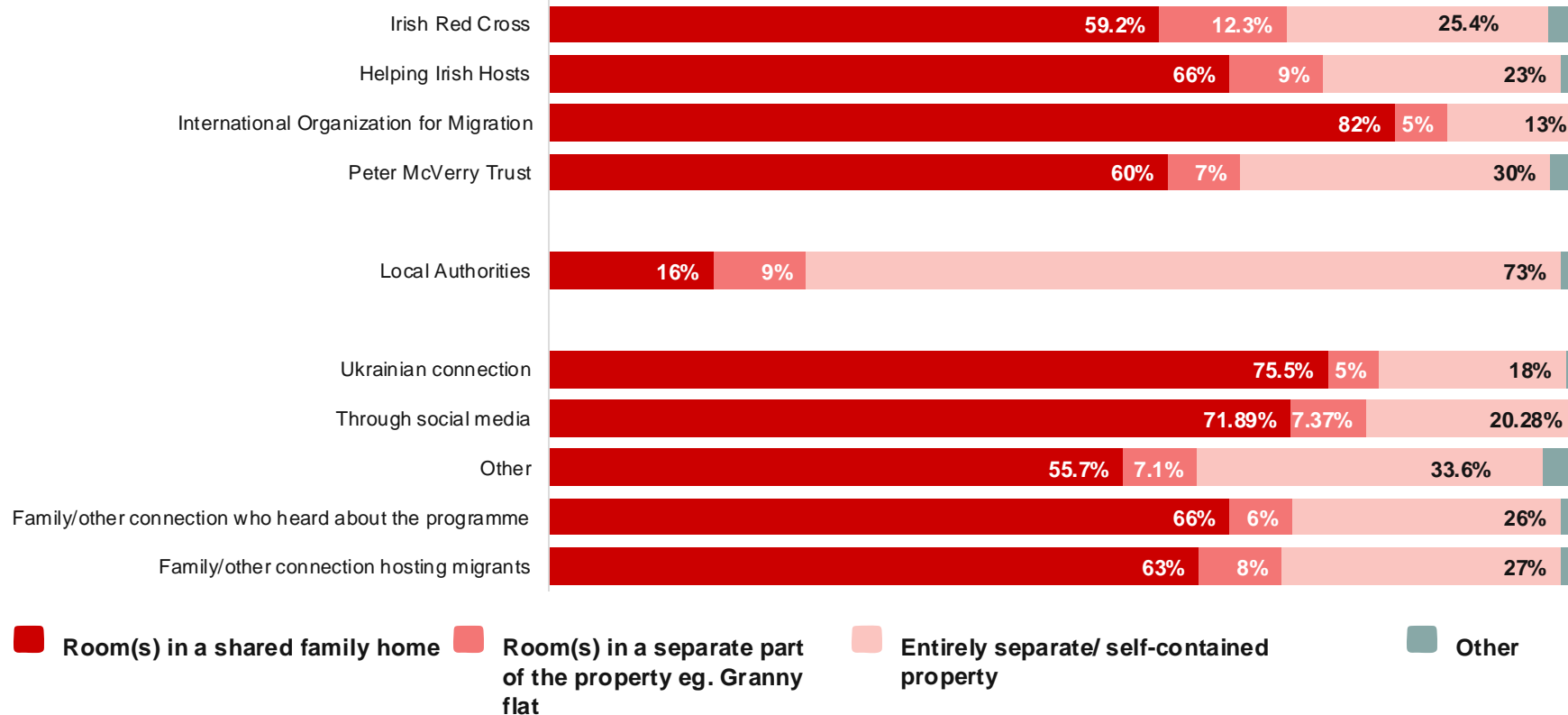
A large proportion of those matched through official partners and independently are in shared family homes.



20-30% of those matched independently or through official channels are housed in vacant properties




Independent matches often lack license agreements, suggesting many hosts and guests lack formal arrangements to support their shared living.



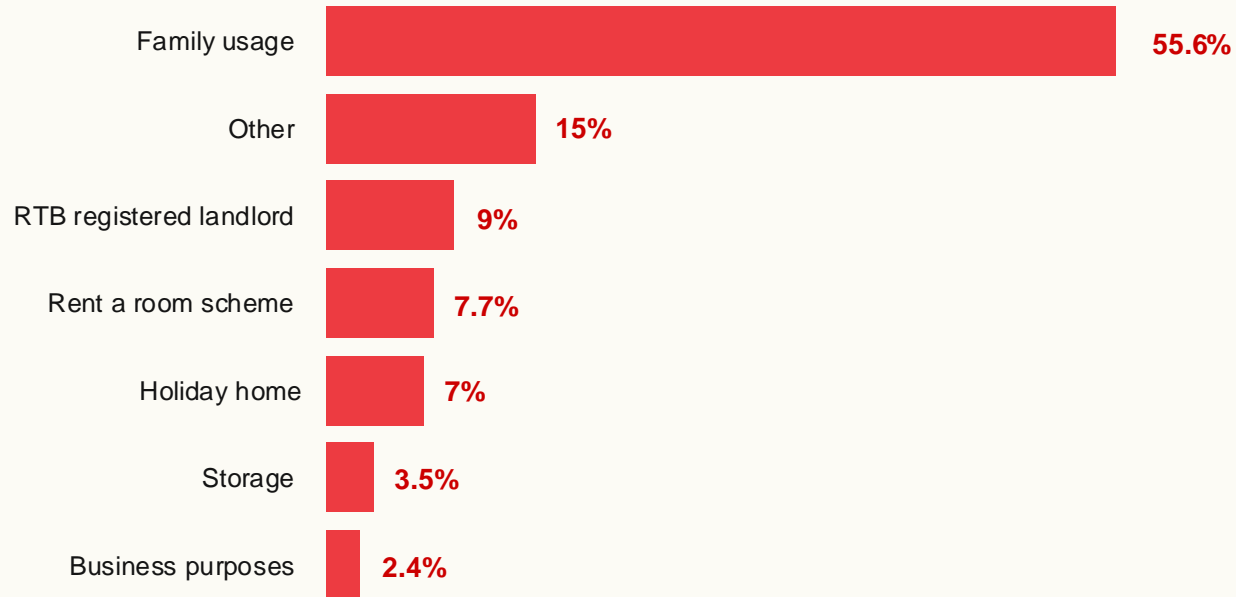
Motivations

“ I feel blessed to be able to accommodate a lovely lady who has become one of the family. We have become lifelong friends and my grandchildren consider her to be their Ukrainian granny. - Anonymous host ”



Pre-hosting

Prior to hosting, what was your property used for?



≡ Prior to becoming hosts, properties were mainly used for **family usage**

≡ **91%** of hosts were not previously RTB registered landlords

How did hosts hear about the programme?

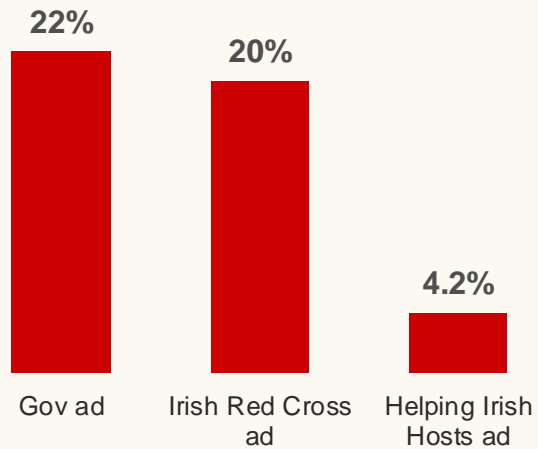


Power of social connections in finding out about the programme

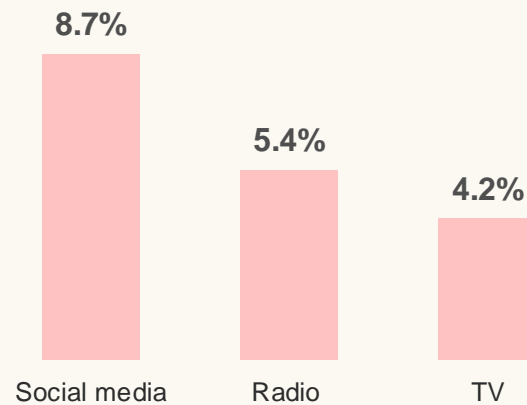
- Many hosts learned about the programme through acquaintances, highlighting the power of social connections.
- Government and Irish Red Cross ads were the second and third most common sources.



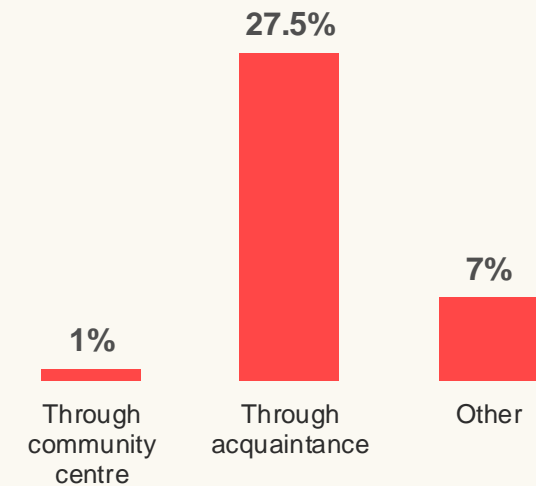
Advertisement



Media exposure



Informal



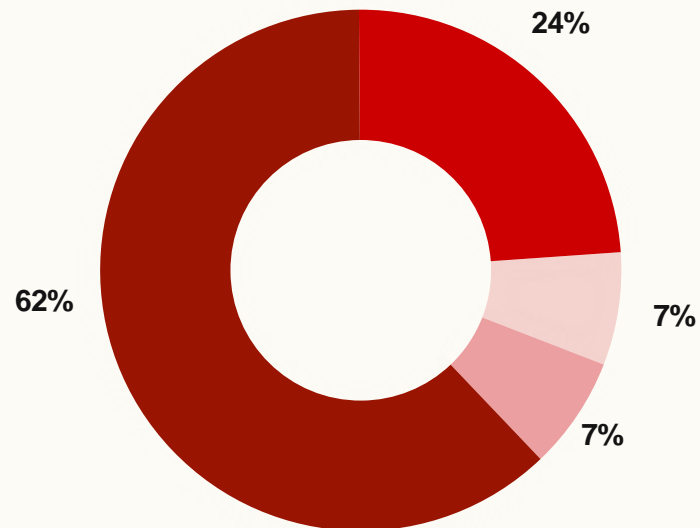
Motivations: Importance of ARP

Definition:


The Accommodation Recognition Payment (ARP) is a government provided tax free payment of €800 per month (per property) to those who are hosting people displaced from Ukraine.

How important is the ARP to the continuation of your hosting arrangement?

-  Very important
-  Important
-  Not at all important
-  Prefer not to say



86% of hosts report the ARP is important to the extension of their hosting arrangement



Motivations

Top motivations



- ≡ **53%** of hosts selected the ARP as a motivation
- ≡ **54%** included solidarity as a motivation
- ≡ **22%** cited both among their reasons for hosting



Social Influence Matters:

18% hosted because someone they knew was hosting or asked them to.



Partner matching:

Hosts matched by partners are hugely motivated by solidarity.




Age:

Older hosts reported they were more motivated by solidarity (increase of 17%).




Motivations that were ranked low:

Personal experience and companionship.



Experience

“ Very positive, we feel part of the same family now and our children play together.
- Anonymous host ”



“ Our guest has been wonderful to host. He's been a great company to our family. We shared experiences, languages and culture which I find interesting.
- Anonymous host ”

Hosting Experience



Positive Experience of older (65+) hosts:

94% of older hosts report a good experience. No significant differences based on gender, number of guests, employment, transport, amenities, or location.



Highly Rated Support:

Casework is the most valued support among partner-matched hosts (65% find it the most useful).



Social Media Dependence:


Independently matched hosts rely heavily on Facebook groups, highlighting a potential need for more professional support.



Trusted Platforms:

Partner websites (Irish Red Cross, Helping Irish Hosts) are highly rated by hosts across all matching methods, including local authority placements.

91% of all hosts report **good experiences**



Challenges

“ Although it was not without its challenges, hosting seemed like the only thing we could really do that was genuinely useful. I am grateful for the opportunity to host. ”
- Anonymous host

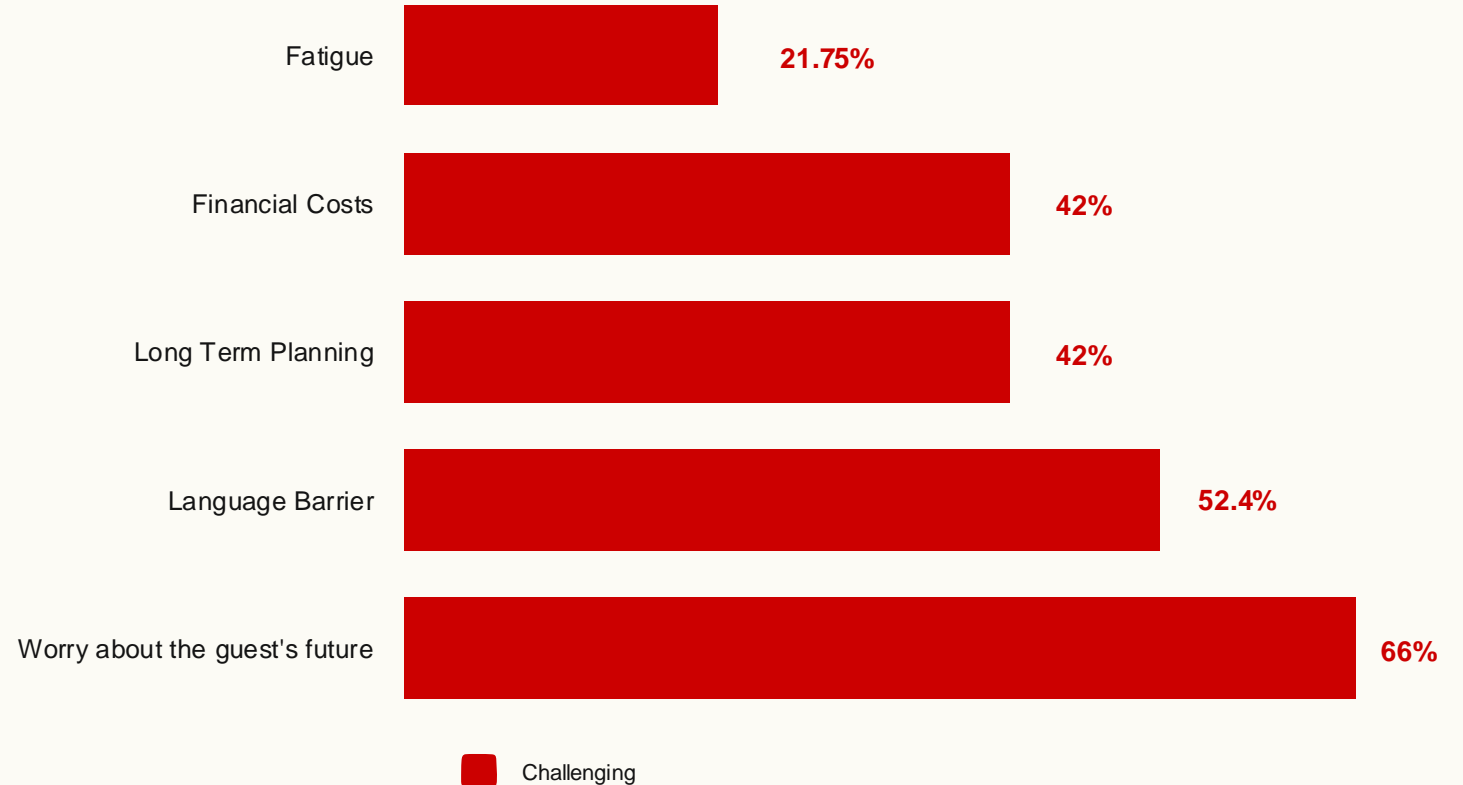
“ Rewarding. Worthwhile. Meaningful. Challenging... Important. Enriching. ”
- Anonymous host



Challenges faced by hosts

Key challenges:

- ≡ Financial strain is 11% higher for independently matched hosts, lowest for partner-matched hosts.
- ≡ Sharing space is 25% more challenging for independent hosts.
- ≡ Older hosts report fewer challenges overall but struggle more with language barriers and concerns for their guests' future - showing their resilience overall to the majority to challenges.



Rural areas: Amenities

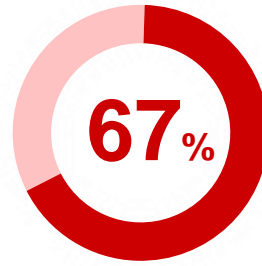
We wanted to see how transport affects access to amenities and how rural areas with different kinds of transport fare in terms of amenities.

Hosts chose their own access to transport and to amenities for us in the survey and these are the results:



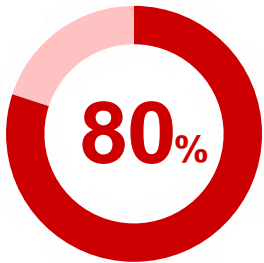
Urban areas with lots of transportation options

Good access to amenities **99%**



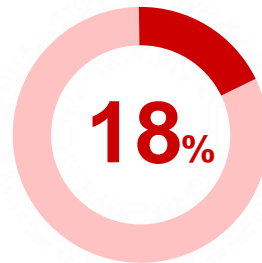
Rural areas with limited transportation options (only buses)

Good access to amenities **67%**



Rural areas with access to trains and buses

Good access to amenities **80%**



Rural areas with rare or no bus services

Good access to amenities **18%**

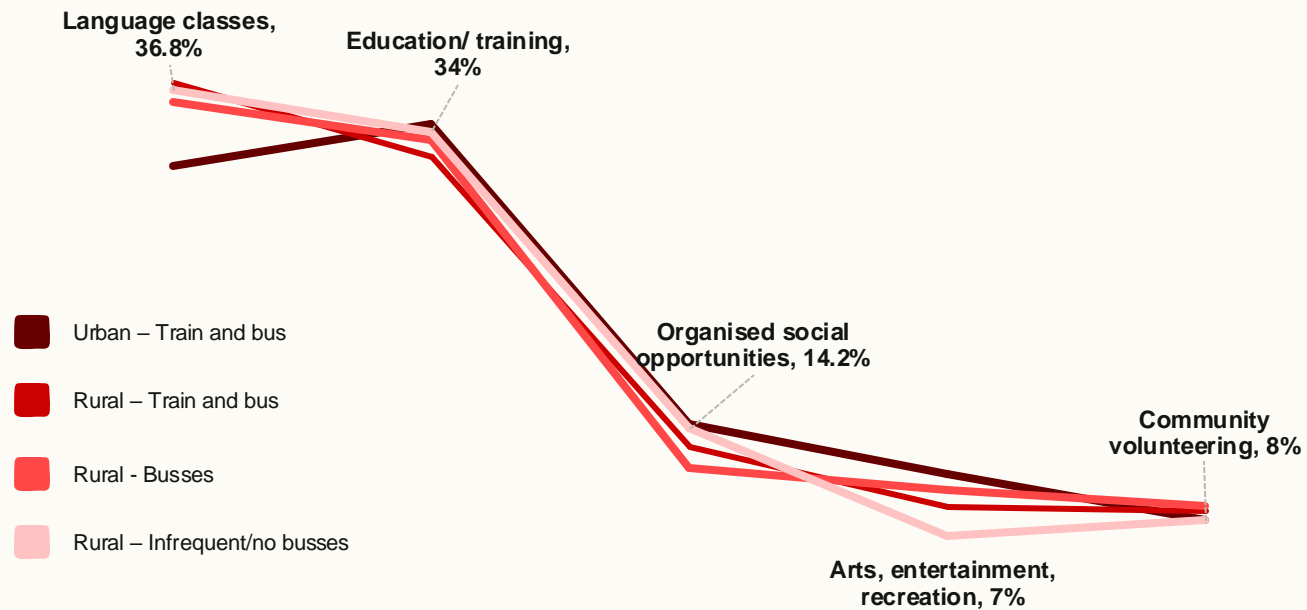


Rural areas vary in their access to amenities. More transport availability does equal more access to services.

So, guests in urban areas would have the best access to amenities. However, in rural areas that do have access to trains and regular buses, access to amenities is still very high.

Rural areas and supports

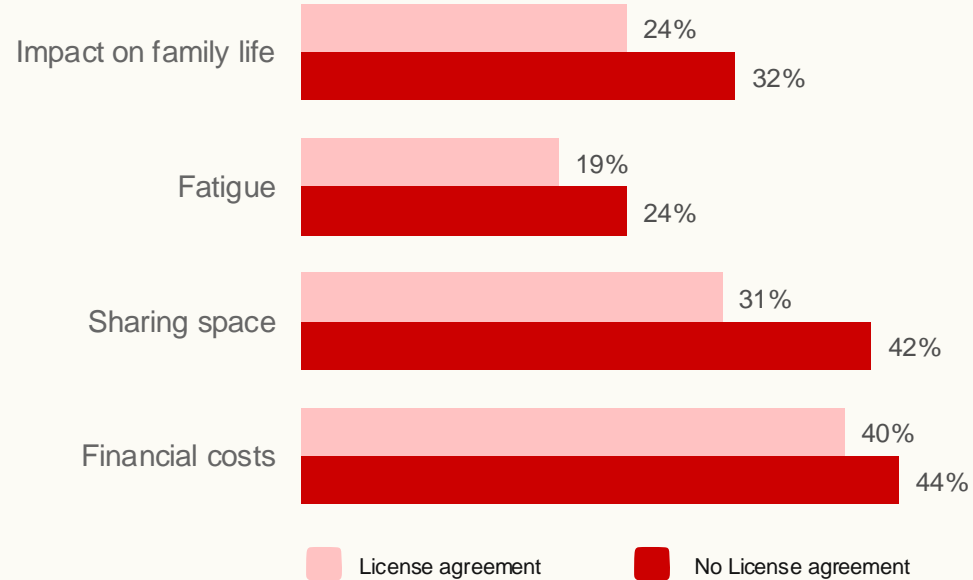
All different transport options seem to provide similar access to guest supports, with no major gaps between the lines in the below chart.



License agreements help

Hosts without license agreements reported:
Increased challenges with impact on family life,
fatigue, sharing space, and financial costs.

Challenges with or without license agreements



Overall, **66%** of hosts found license agreements are helpful



Host perceptions

“ A joy. She is very independent and pleasant. Always going to classes, volunteering and recently got her first job! ”
- Anonymous host



Language & Integration:

Face-to-face communication boosts language skills

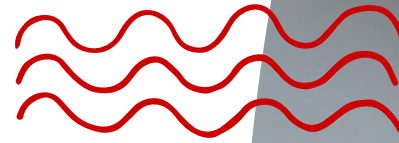
56% of hosts saw significant improvement in guests who spoke with them in person.

Hosts feel they make a difference

83% believe they helped their guests integrate.

Strong feedback on integration success

70% think their guests have successfully integrated in the local community.



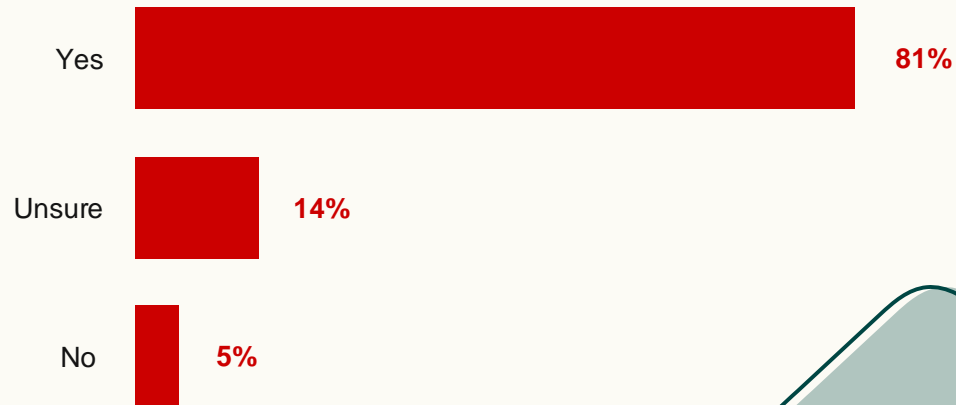
The future

“ It has been a joy and revelation to welcome and host our family. They have settled really well and are now part of the fabric of our community.
- Anonymous host ”



Extending pledge

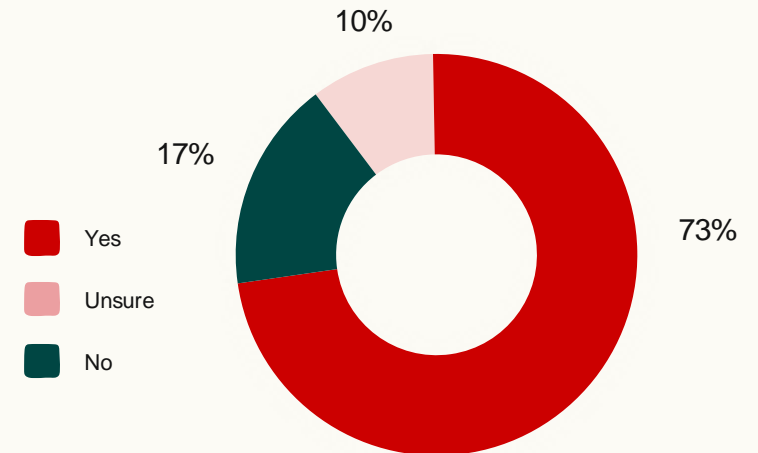
Hosts that wish to extend their pledge




...Of which

- ≡ 73% report being open to hosting guests from other cohorts besides BOTPs
- ≡ 53% of hosts of the 81% above report planning to extend indefinitely and 36% report planning to extend for at least one year

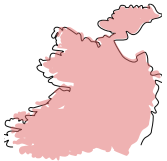
Extension dependent on ARP extension



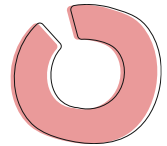
Key findings



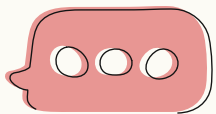
86% of hosts report the ARP is important to the continuation of their hosting arrangement




83% of hosts agree they have played a role in helping their guest to integrate into Irish society



91% of hosts were not previously RTB registered landlords


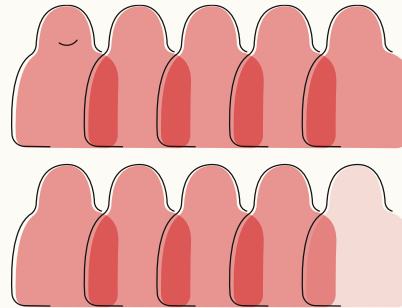


Power of social connections for recommending the programme: many people are motivated to host after hearing about it from someone they know



The supports provided by consortium of partners are highly rated: Especially casework (rated 65% useful) and our partner websites

91% of all hosts report good experiences



- **66%** of hosts who wish to extend their pledges are open to hosting people from other countries
- The **two greatest challenges** for hosts on average are worry about their guests future and language barriers
- Those matched independently face greater challenges with **financial costs** and **sharing space**
- Older hosts are reporting **lower challenges**, suggesting they are more resilient
- **66%** of hosts found license agreements helpful and hosts with license agreements reported less challenges

Key policy recommendations



Extend ARP to March 2026



Explore hosting/ARP as an accommodation solution for other cohorts



Harness the integration benefits from hosting



Put exit strategies in place for a planned transition out of ARP and the TPD



Promote the use of license agreements when hosting





Crois Dhearg na hÉireann
Irish Red Cross



THANK YOU

CONTACT

Nancy-Jane Bulfin

nbulfin@redcross.ie

Anna Doran

adoran@redcross.ie

Kate O'Dwyer

kodwyer@redcross.ie

FEBRUARY 2025

T: +353 (0) 1 642 4600

E: info@redcross.ie

Irish Red Cross Head Office
16 Merrion Square
Dublin 2, D02 XF85



**An Roinn Leanaí, Comhionannais,
Míchumais, Lánpháirtíochta agus Óige**
Department of Children, Equality,
Disability, Integration and Youth

